

Scaled data based on original data using
LM-79-08 Approved Method: Electrical and Photometric Measurements of Solid-
State Lighting Products

Test Report Prepared for
Cooper Lighting Solutions
(formerly Eaton)

Brand: STREETWORKS

Report Number: P383020

Luminaire Tested: **GAN-SA3D-735-U-5WQ**

Issue Date: 3/3/2020

Test Information

Test Method: LM-79-08
Report Number: P383020
TEST IS SCALED FROM IESNA LM-79-08 TEST DATA (G2-1903-205-2)
Test Lab: INNOVATION CENTER
Issue Date: 3/3/2020
Manufacturer: COOPER LIGHTING SOLUTIONS (FORMERLY EATON)
Product Line: STREETWORKS
Catalog Number: GAN-SA3D-735-U-5WQ
Description: GALLEON AREA AND ROADWAY LUMINAIRE
(3) 70 CRI, 3500K, 1200mA LIGHTSQUARES WITH 16 LEDS EACH AND TYPE V WIDE OPTICS
Light Source: -
Ballast/Driver: ELECTRONIC DRIVER

Summary

Lumens per Lamp: N/A
Luminaire Lumens: 23243.1 lumens
Efficiency: N/A
Efficacy: 121.7 lumens/watt
Luminous Opening: Rectangular (W 1' x L: 1' x H: 0')
IES Classification: Type V - Short
BUG Rating: B5 - U0 - G3

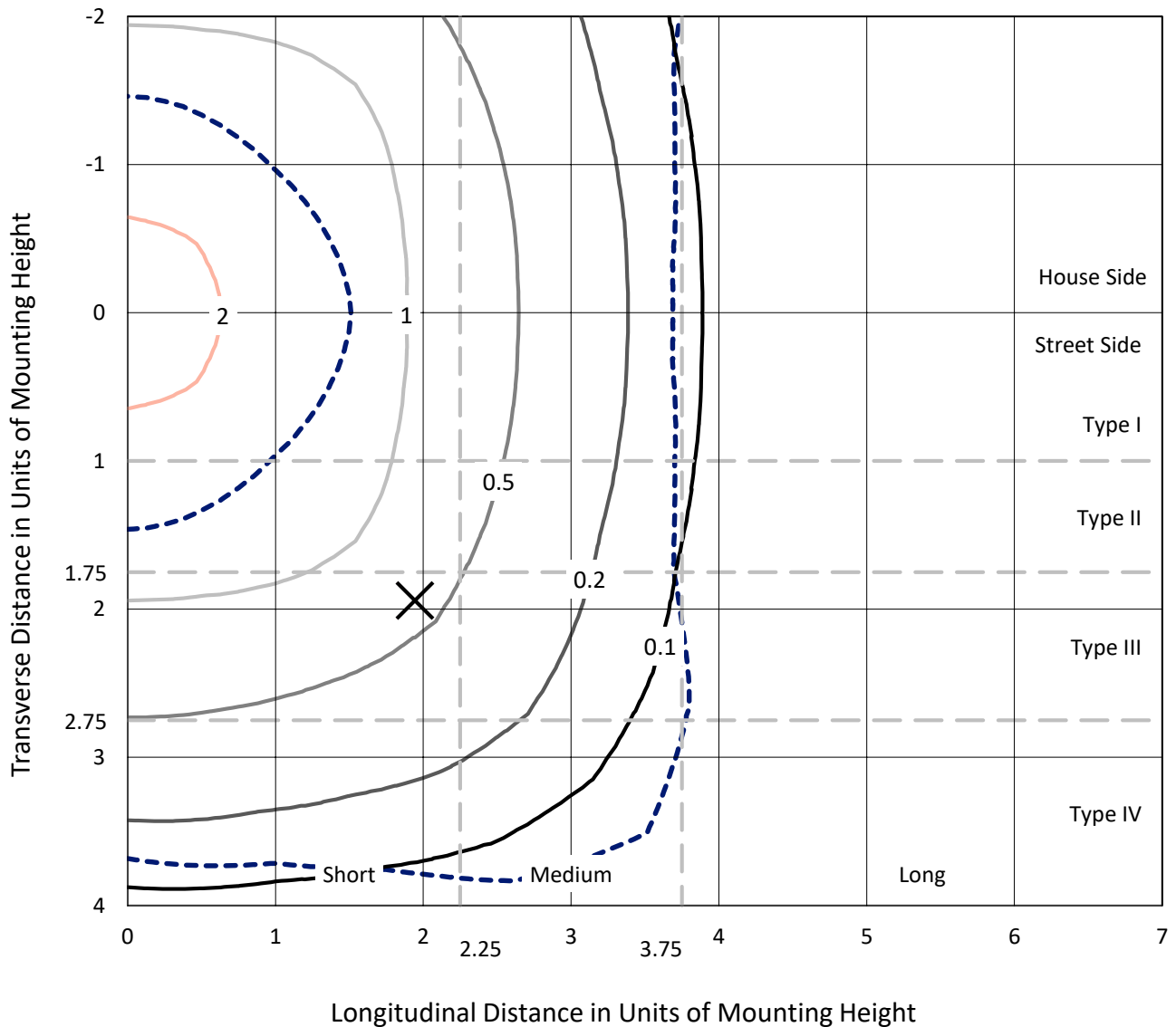
Input Watts (W): 191
Input Voltage (V): NR
Input Current (Ain): NR
Voltage Rise (V): NR
Power Factor: NR
Total Harmonic Distortion (THDi): NR
Frequency (hertz): 60
Stabilization Time: NR
Operation Time: NR
Ambient Temperature (°C): NR
Test Distance: 24 FT



REPORT NUMBER: P383020
 CATALOG NUMBER: GAN-SA3D-735-U-5WQ

Iso-Footcandle Lines of Horizontal Illumination

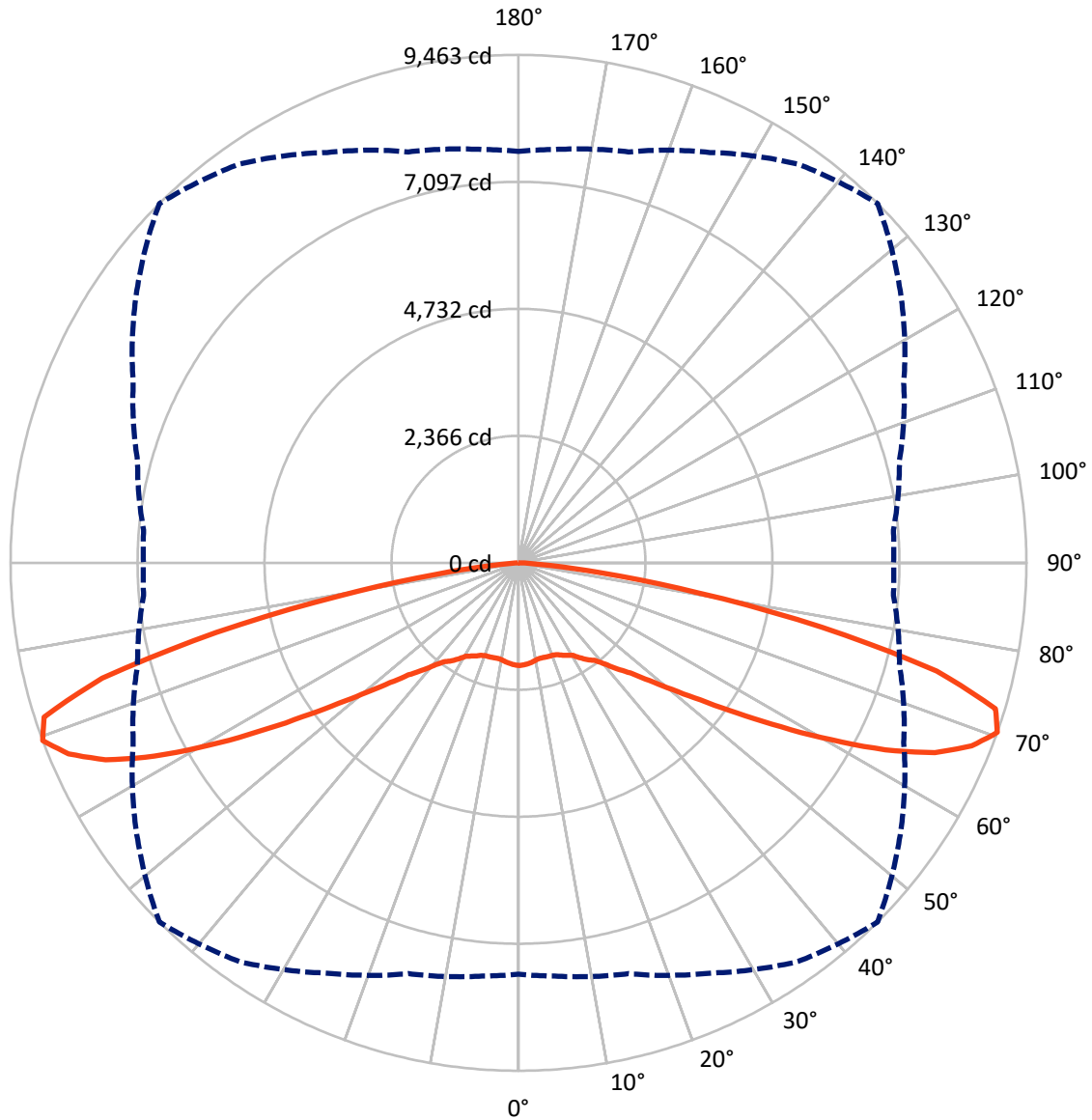
✕ Max cd
 - - - 1/2 Max cd



Based on 25 foot mounting height. Maximum calculated value = 3.1 fc
 Type V - Short - N/A

REPORT NUMBER: P383020
CATALOG NUMBER: GAN-SA3D-735-U-5WQ

Luminous Intensity Polar Plot



— Vertical Plane Through 45-Deg Lateral - - - Horizontal Cone Through 70-Deg Vertical

REPORT NUMBER: P383020
 CATALOG NUMBER: GAN-SA3D-735-U-5WQ

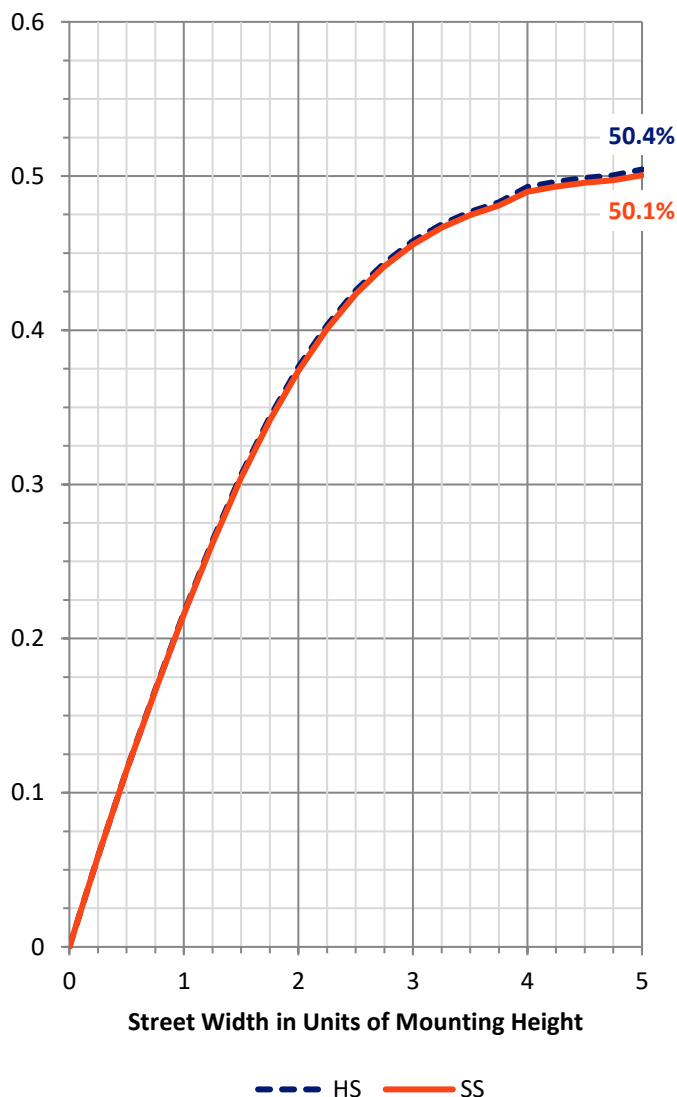
FLUX DISTRIBUTION:

		Downward	Upward	Total
House Side	Lumens	11621.5	0.0	11621.5
	% Fixture	50.0	0.0	50.0
Street Side	Lumens	11621.5	0.0	11621.5
	% Fixture	50.0	0.0	50.0
Total	Lumens	23243.1	0.0	23243.1
	% Fixture	100.0	0.0	100.0

Coefficient of Utilization

ZONAL LUMENS:

Zone	Lumens	% Fixture
0°-10°	178.5	0.8
10°-20°	521.5	2.2
20°-30°	889.2	3.8
30°-40°	1389.4	6.0
40°-50°	2354.6	10.1
50°-60°	4293.8	18.5
60°-70°	7392.1	31.8
70°-80°	5794.2	24.9
80°-90°	429.6	1.8
90°-100°	0.0	0.0
100°-110°	0.0	0.0
110°-120°	0.0	0.0
120°-130°	0.0	0.0
130°-140°	0.0	0.0
140°-150°	0.0	0.0
150°-160°	0.0	0.0
160°-170°	0.0	0.0
170°-180°	0.0	0.0
0°-90°	23243.1	100.0
0°-180°	23243.1	100.0



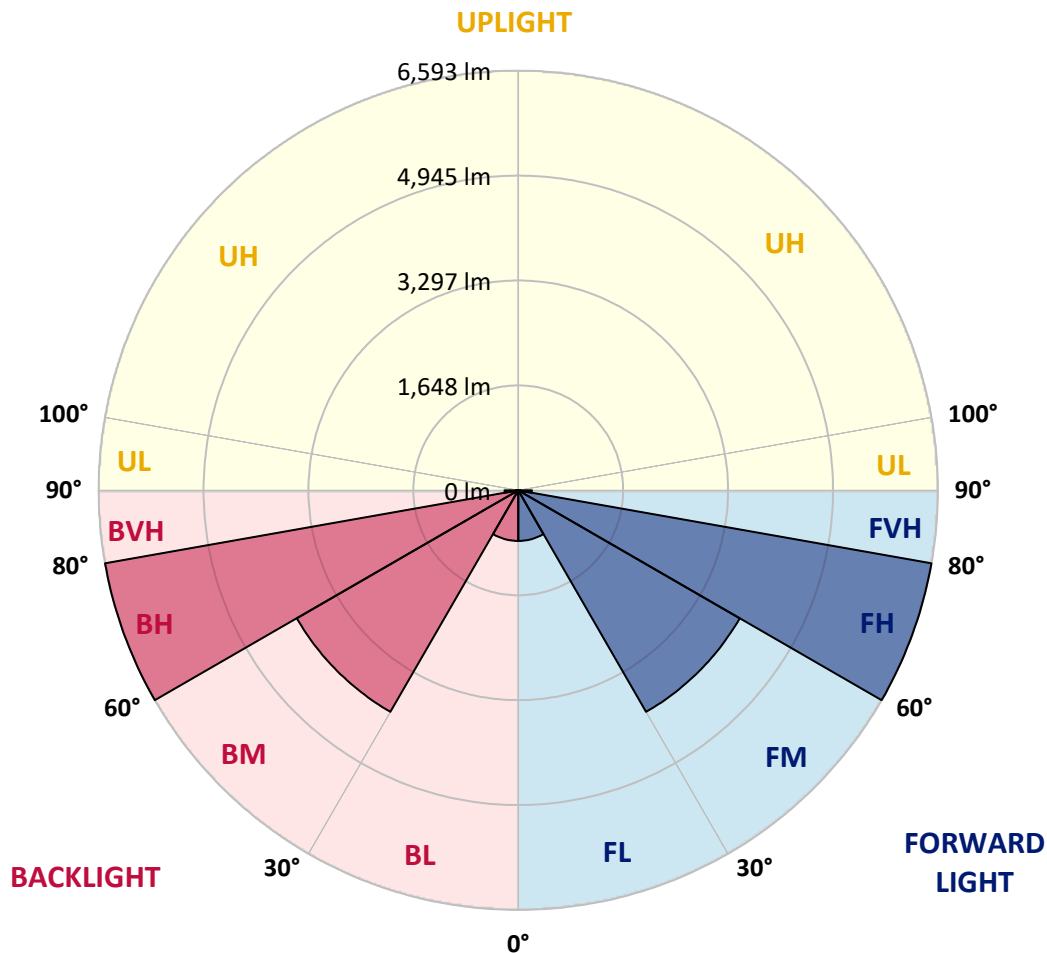
REPORT NUMBER: P383020
 CATALOG NUMBER: GAN-SA3D-735-U-5WQ

LUMINAIRE CLASSIFICATION SYSTEM LUMEN TABLE AND BUG RATING:

Zone	Lumens	% Fixture	Zone Rating/Lumen Limit		
			B	U	G
FL (0°-30°)	794.6	3.4			
FM (30°-60°)	4018.9	17.3			
FH (60°-80°)	6593.2	28.4			G3/7500
FVH (80°-90°)	214.8	0.9			G2/225
BL (0°-30°)	794.6	3.4	B2/1000		
BM (30°-60°)	4018.9	17.3	B3/5000		
BH (60°-80°)	6593.2	28.4	B5		G3/7500
BVH (80°-90°)	214.8	0.9			G2/225
UL (90°-100°)	0.0	0.0		U0/0	
UH (100°-180°)	0.0	0.0		U0/0	

BUG Rating: B5-U0-G3

Type V Short





REPORT NUMBER: P383020
 CATALOG NUMBER: GAN-SA3D-735-U-5WQ

CANDELA DISTRIBUTION (FULL):

	0°	5°	15°	25°	35°	45°	55°	65°	75°	85°	90°
0°	1912.9	1912.9	1912.9	1912.9	1912.9	1912.9	1912.9	1912.9	1912.9	1912.9	1912.9
2.5°	1904.5	1906.8	1904.5	1905.9	1902.1	1903.7	1903.7	1903.7	1902.9	1903.7	1902.1
5°	1887.5	1889.1	1886.0	1887.5	1885.3	1887.5	1888.3	1887.5	1886.0	1886.8	1883.7
7.5°	1862.2	1863.7	1861.4	1863.7	1860.6	1864.5	1863.7	1861.4	1859.1	1859.1	1856.0
10°	1848.3	1849.1	1843.0	1840.6	1833.8	1835.2	1837.6	1839.9	1842.1	1846.8	1846.0
12.5°	1849.1	1849.1	1839.9	1829.8	1819.9	1822.2	1826.0	1834.5	1843.7	1852.2	1852.9
15°	1856.8	1856.0	1842.1	1826.0	1819.1	1826.0	1828.3	1833.8	1848.3	1862.9	1863.7
17.5°	1862.2	1862.2	1840.6	1822.2	1821.5	1832.2	1831.4	1833.8	1849.9	1871.4	1872.1
20°	1872.1	1872.1	1844.5	1824.5	1824.5	1836.0	1836.8	1840.6	1856.8	1880.6	1884.4
22.5°	1894.5	1895.2	1866.0	1849.9	1851.4	1858.3	1860.6	1866.7	1881.4	1907.5	1912.1
25°	1926.0	1927.6	1897.6	1888.3	1893.6	1906.8	1905.2	1909.9	1926.0	1951.3	1956.0
27.5°	1969.8	1965.9	1938.3	1934.5	1939.9	1949.1	1948.2	1949.1	1962.1	1985.2	1990.5
30°	2026.7	2025.2	2005.2	2007.5	2005.2	2002.1	2002.8	2009.0	2016.0	2034.4	2039.8
32.5°	2082.0	2083.6	2071.3	2082.8	2099.7	2111.3	2093.6	2076.7	2069.0	2078.9	2083.6
35°	2182.0	2185.9	2166.6	2159.0	2182.0	2215.9	2165.8	2138.2	2153.6	2166.6	2170.5
37.5°	2351.9	2354.2	2322.0	2291.1	2274.3	2306.5	2256.6	2258.9	2312.8	2337.3	2336.5
40°	2545.6	2546.5	2524.9	2498.0	2468.8	2476.5	2456.5	2462.6	2498.0	2520.3	2526.5
42.5°	2776.3	2774.1	2740.1	2701.8	2693.3	2701.0	2667.1	2662.5	2703.3	2743.2	2744.1
45°	3075.4	3070.0	3026.2	2983.9	2943.1	2926.3	2917.8	2940.1	2996.2	3033.1	3033.9
47.5°	3397.5	3382.9	3359.9	3326.1	3290.7	3273.7	3260.0	3270.7	3311.5	3326.1	3327.6
50°	3728.9	3732.0	3736.6	3723.6	3710.4	3705.1	3669.0	3648.2	3660.5	3633.6	3629.8
52.5°	4121.8	4128.0	4172.6	4210.2	4232.6	4244.0	4175.7	4104.1	4064.2	4011.9	3996.5
55°	4585.4	4595.4	4660.8	4765.3	4873.0	4929.8	4806.1	4672.4	4548.6	4450.9	4419.4
57.5°	5102.1	5119.8	5209.8	5410.4	5631.1	5765.6	5556.5	5313.5	5074.4	4933.8	4909.2
60°	5708.0	5724.9	5849.5	6136.9	6494.5	6696.7	6380.0	5982.4	5684.9	5550.3	5505.0
62.5°	6429.2	6430.7	6583.7	6919.6	7391.7	7673.2	7244.1	6712.8	6406.1	6243.9	6200.0
65°	7205.0	7208.8	7367.1	7730.1	8218.3	8524.3	8039.9	7486.3	7111.2	6872.0	6838.2
67.5°	7753.1	7769.3	7936.1	8372.8	8829.5	9105.5	8604.2	7978.4	7544.8	7259.6	7231.0
70°	7665.4	7728.5	7924.6	8434.3	9069.4	9463.0	8695.7	7919.9	7348.0	7011.2	6987.4
72.5°	6685.2	6805.9	7067.3	7736.2	8751.9	9293.9	8196.8	7093.5	6446.0	6159.3	6116.3
75°	4552.4	4748.5	5142.9	6107.8	7477.1	8046.8	6900.4	5655.7	5046.8	4650.0	4620.8
77.5°	2029.7	2074.4	2574.1	3685.1	5159.7	5778.7	5013.7	3699.7	2777.1	2215.0	2096.6
80°	565.9	572.8	764.2	1372.4	2582.6	3395.2	2772.5	1441.6	810.4	571.2	538.2
82.5°	179.9	195.3	238.4	355.9	868.0	1549.3	891.1	384.4	273.7	218.4	196.8
85°	87.7	86.9	120.7	144.6	221.4	342.9	236.1	178.4	156.0	103.8	93.8
87.5°	36.9	37.6	56.2	50.8	64.6	55.3	76.1	79.9	83.8	46.1	40.0
90°	0.0	0.0	0.0	0.0	0.0	0.0	0.0	0.0	0.0	0.0	0.0

(END OF REPORT)